

## How to Use an ATM - Practice



Step 1

---

---



Step 2

---



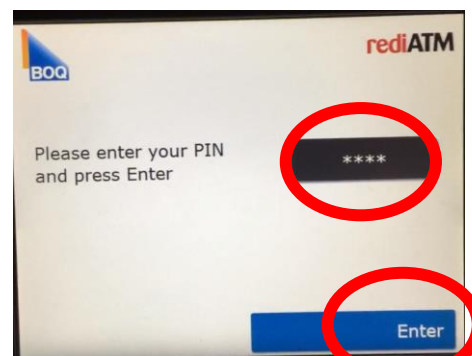
What is the correct way to put your card in? \_\_\_\_\_

---



Step 3

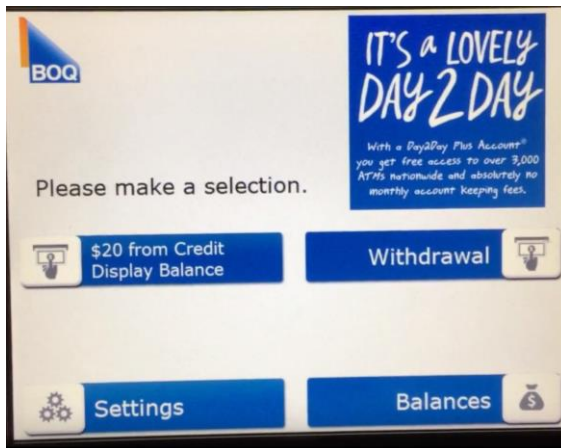
---



How many numbers does a PIN have? \_\_\_\_\_

What do you press after the PIN?

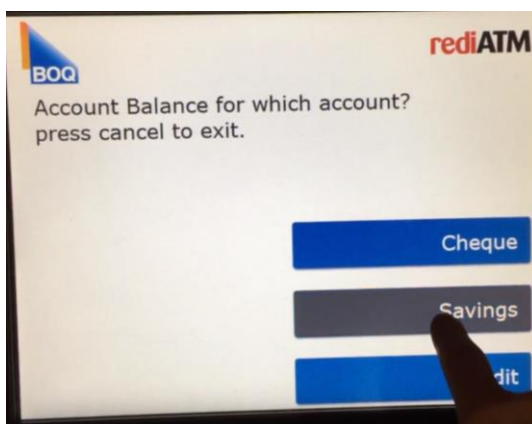
---



### Step 3

Which option do you use?

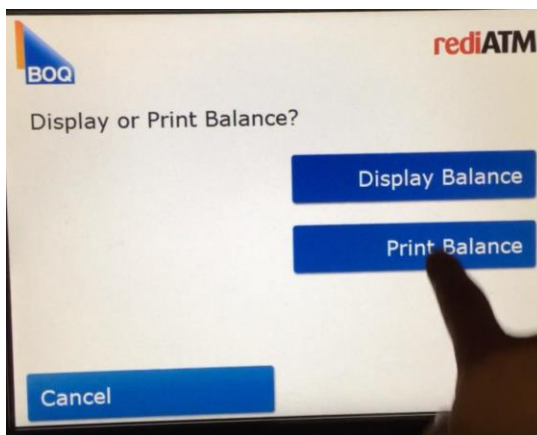
-----



### Step 4

Which account do you choose?

-----

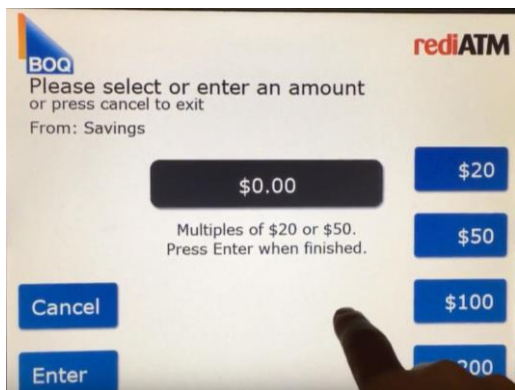


### Step 5

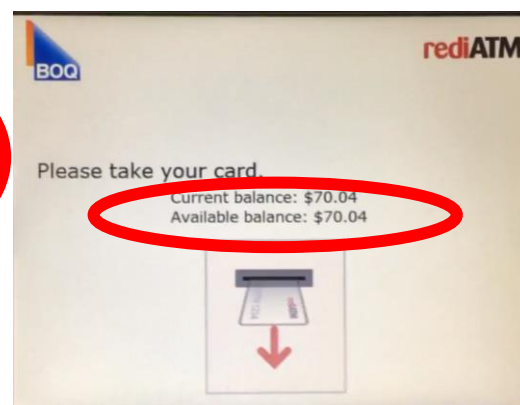
If you want to see the balance on the screen, which one do you choose? \_\_\_\_\_

If you want a receipt, which one do you choose?

-----




Step 6 \_\_\_\_\_  
Can you use the key pad to enter the amount of money? Yes/No  
Can you ask for \$165? Yes/No      Can you ask for \$160? Yes/No  
What do you press after entering the amount of money? \_\_\_\_\_



Step 7  
\_\_\_\_\_

What can you see on the screen after? \_\_\_\_\_



Step 8  
\_\_\_\_\_

Step 9  
\_\_\_\_\_